



COIN COLLECTING

Merit Badge Requirements

- 1) Understand how coins are made, and where the active U.S. Mint facilities are located.
- 2) Explain these collecting terms
 - A) Obverse
 - B) Reverse
 - C) Reeding
 - D) Clad
 - E) Type Set
 - F) Date Set
- 3) Explain the terms poor, good, very good, fine, very fine, extremely fine, and uncirculated. Show five different grade examples of the same coin type. Explain the term “proof” and why it is not a grade. Tell what “encapsulated” coins are.
- 4) Know three different ways to store a collection, and describe the benefits, drawbacks, and expenses of each method. Pick one to use when completing requirements.
- 5) Do the following:
 - A) Identify the people depicted on the following denominations of current U.S. paper money: \$1, \$2, \$5, \$10, \$20, \$50, and \$100.
 - B) Explain “legal tender.”
 - C) Describe the role the Federal Reserve System plays in the distribution of currency.
- 6) Do the following:
 - A) Demonstrate to your counselor that you know how to use two U.S. or world coin reference catalogs.
 - B) Read a numismatic magazine or newspaper and tell your counselor about what you learned.
- 7) Describe the 1999-2008 50 State Quarters Program. Collect and show your counselor five different quarters you have acquired from circulation.
- 8) Collect from circulation a set of currently circulating U.S. coins. Include one coin of each denomination (cent, nickel, dime, quarter, half-dollar, Susan B. Anthony or Sacagawea dollar). For each coin, locate the mint marks, if any, and the designer’s initials, if any.
- 9) Do ONE of the following:
 - A) Collect and identify 50 foreign coins from at least 10 different countries.
 - B) Collect and identify 20 bank notes from at least five different countries.
 - C) Collect and identify 15 different tokens or medals.
 - D) Collect a date set of a single type since the year of your birth.
- 10) Do ONE of the following:
 - A) Tour a U.S. Mint facility, the Bureau of Engraving and Printing, or a Federal Reserve bank, and describe what you learned to your counselor.
 - B) With your parent’s permission, attend a coin show or coin club meeting, or view the Web site of the U.S. Mint or a coin dealer, and report what you learned.
 - C) Give a talk about coin collecting to your troop or class at school.
 - D) Do drawings of five Colonial-era U.S. coins.

Requirement 1

Give a brief description of how coins are made: _____

Where are the active U.S. Mint facilities located? _____

Requirement 2

Explain the following collecting terms:

Obverse: _____

Reverse: _____

Reeding: _____

Clad: _____

Type set: _____

Date set: _____

Requirement 3

Explain the following terms:

Poor: _____

Good: _____

Very Good: _____

Fine: _____

Scout Name: _____ Unit #: _____ Date: _____

Very Fine: _____

Extremely Fine: _____

Uncirculated: _____

Show five different grade examples of the same coin type. Describe the examples you provided: _____

Explain the term "proof": _____

Explain why "proof" is not a grade: _____

Tell what "encapsulated" coins are: _____

Requirement 4

Explain three different ways to store a collection, and describe the benefits, drawbacks, and expenses of each method.

Method #1: _____

Benefits: _____

Drawbacks: _____

Expenses: _____

Method #2: _____

Benefits: _____

Drawbacks: _____

Expenses: _____

Scout Name: _____ Unit #: _____ Date: _____

Method #3: _____

Benefits: _____

Drawbacks: _____

Expenses: _____

Pick one of these methods to use when completing requirements.

Method Selected: _____

Requirement 5

Identify the people depicted on the following denominations of current U.S. paper money:

\$1: _____ \$2: _____

\$5: _____ \$10: _____

\$20: _____ \$50: _____

\$100: _____

Explain "legal tender": _____

Describe the role the Federal Reserve System plays in the distribution of currency: _____

Requirement 6

Demonstrate to your counselor that you know how to use two U.S. or world coin reference catalogs. Tell which two reference catalogs you used: _____

Have your counselor initial here after your demonstration: _____

Read a numismatic magazine or newspaper. Name the publication that you read and tell what you have learned: _____

Requirement 10

You have been given 4 options for this requirement. Select and complete ONE of them.

If you selected *Option A*:

Tour a U.S. Mint facility, the Bureau of Engraving and Printing, or a Federal Reserve bank, and describe what you learned.

Where did you visit: _____

Describe your visit and tell what you learned: _____

If you selected *Option B*:

Attend a coin show or coin club meeting, or view the Web site of the U.S Mint or a coin dealer, and report what you learned.

Where did you visit: _____

Describe your visit and tell what you learned: _____

If you selected *Option C*:

Give a talk about coin collecting to your troop or class at school. Give a brief summary of your talk: _____

Scout Name: _____


Unit #: _____

Date: _____


If you selected *Option D*:

Do drawings of five Colonial-era U.S. Coins


Front




Back




Front




Back



Front



Back




Scout Name: _____


Unit #: _____

Date: _____


Front



Back



Front



Back

